

Gaudi Wall & Super Slab

Top Ten

- Casa Batllo, 5.10b***
- Littering And..., 5.10b***
- Mustache Ride, 5.10b***
- Mindians, 5.11a***
- Wrench Wrun, 5.12a***
- Sagrada Familia, 5.12a***
- The Underflinger, 5.12b***
- Don't Let Go, 5.13a***
- On Till the End, 5.13c***
- Striking Distance, 5.14b***

Gaudi Wall & Super Slab

This tight collection of crags offers the best climbing in this book, and some of the best metamorphic sport climbing on the Front Range. The quality of the rock and proximity to Denver ensure these crags will be incredibly popular. As such, it is **ESSENTIAL** that climbers treat these areas with respect. In particular, be courteous to the many local residents who have enjoyed this quiet canyon for decades:

- **DRIVE SLOWLY** throughout the canyon, but especially in residential areas
- **CAR POOL** – An abundance of cars along the road will be our undoing
- **KEEP NOISE DOWN** – this is a wobbler-free zone: Please no screaming, honking horns, playing music or foul language
- **PETS ON LEASH** – There are many wild animals about (including moose, mount lions & bear), but mostly we don't want to disturb the locals
- **BE COURTEOUS** & respectful to anyone you encounter—it never hurts to say “Thank you for sharing this beautiful area with us”



Mark A powering up *The Best Revenge*, 5.13a, Gaudi Wall.
Photo Evan Howell

Super Slab

This clean slab of granite is a great destination for families, recreational climbers, and aspiring slab masters. The rock is very-high-quality granite with a few gneiss and pegmatite intrusions, but even the pegmatite here is very good. The crag really shines in the 5.10-5.11 range, but it is still a slab, rewarding good footwork and creativity. This is a great place to go to practice granite slab climbing without the complications of placing gear. There are a handful of steeper lines to interest crushers, particularly a pair of dynamic and bouldery 5.13s in the center of the wall.

Surely this wall has been “known” for decades, but finally attracted a drill-toting suitor in 2017, after all the good lines on the Gaudi Wall were finished.

The wall faces south-southwest, but a dense forest of trees provides ample belayer shade along the flat, kid-friendly base (there’s even a non-threatening stream to entertain the chitlins). Still, this is probably best-enjoyed before noon or on cool days. All routes feature quick-link lower-offs and can be climbed with a 60m rope.

Getting There: Drive and park as for the Gaudi Wall (see map and instructions in the introduction for The Beav & Friends).


Approach: Head north into the woods a few feet east of where the creek crosses under the road. When you hit the cliff, head left for a few paces to broad flat area below *Johnny Chimpo*.

Evan Howell underclinging out the namesake “mustache” on *Mustache Ride*, 5.10b, at the Super Slab.





Julie Macon buttons up *Canadian Tuxedo*, 5.10d, on the Super Slab



1. Stupid Rookie, 5.7, *
2. Awesome Prank Farva, 5.11a, **
3. Hold the Spit, 5.12a, ***
4. Burger Punk, 5.11c, **
5. Litre of Cola, 10c, **
6. 8 Donna Peanut Eunuch, 10c, **
7. Mustache Ride, 10b, ***
8. Here Comes the Fun Part, 10a, **
9. Denim Dan, 10c **
10. Canadian Tuxedo, 10d **
11. Almost Made It, 11c, **
12. Littering And, 10b, ***
13. Afghanistanimation, 11c, **
14. Johnny Chimpo, 13a, **
15. Shenanigans, 13a, ***
16. All Right Meow, 12a, ***
17. Where the Wild Goose Goes, 12a, **
18. Butter Your Bread, 10b, ***
19. Can't Make 'Em Speed, 10b, **
20. Try Hidin', 10c, **

1. Stupid Rookie, 5.7, * The perfect route for your kid brother, with lots of opportunities to weave around the meager difficulties.

2. Awesome Prank Farva, 5.11a, ** Perfect rock with a crux right off the ground, making a long span from underclings to good incuts with small feet. The upper slab is trivial. Anchor shared w/ #1.

3. Hold the Spit, 5.12a, *** The hardest slab route on the wall, with a low thin crux on flawless granite. Requires good route finding and faith in the rubber.


4. Burger Punk, 5.11c, ** A steep start on big pegmatite holds leads to the short crux, cranking through the blank band to reach incredible hidden jugs. Anchor shared w/ #3.

5. Litre of Cola, 10c, ** Follows the left-most broken corner into a groove just right of the prow. One of the more sustained lines, with a few tricky mantles and liebacking working up the prow. Anchor shared w/ #3.

6. 8 Donna Peanut Eunuch, 10c, ** A steep start leads to juggy liebacking along the intermittent corner. The crux is a balancey ledge mantle followed by jugs and a trivial slab, all capped off with a steep but easy finish to the lip of the Super Slab.

7. Mustache Ride, 10b, *** Fun weaving between big features leads to the obvious jutting undercling flake ("The Mustache"). The crux is pulling up into the Mustache, after which big jugs lead up and through the easy groove.


8. Here Comes the Fun Part, 10a, ** Wander up broken ledges to the base of the orange seam. Sequential moves along this fissure lead to trivial slab paddling followed by a steep but juggy finish. Anchor shared w/ #7.



9. Denim Dan, 10c ** Perhaps the hardest slab crux of the 5.10s. Follow big holds to the slab, where tricky feet and microcrimps lead to better holds. A pair of juggy "roof" cranks cap off this outfit.

10. Canadian Tuxedo, 10d ** Relatively sustained and tricky. Start as for #9, then move right into the bolt line, following easy jugs up the steep, swirling wall to two hard slab bits split by a cruxy, short vertical step. Higher, traverse under the angled step, mantling over onto the slab when jugs appear. Anchor shared w/ #9.

11. Almost Made It, 11c, ** Long engaging edging up the gneiss wall lead to a reachy slab crux. Cruise the upper slab and crank the headwall on jugs. 30m.






12. Littering And, 10b, *** A crowd favorite and perhaps the best warmup, with steeper climbing on good holds, followed by a relatively mellow slab.

13. Afghanistanimation, 11c, ** Fun climbing on subpar rock. Follow jugs to the orange dihedral, where strenuous liebacking culminates in a big slap to sculpted jugs. Trivial, yet fun slabbing leads to a brief, juggy bulge below the chains.

14. Johnny Chimpo, 13a, ** If you like huge, ANW-style dynos, this is the route for you! Paddle up flat edges till the holds run out, then huck for the big sloping horn and try to control the wild swing. Mantel up the left side of the prow and cruise the easy slab to the top.



Phoning it in on 8 Donna Peanut Eunuch, 5.10c

15. Shenanigans, 13a, *** If you're more into campus boards, *this* is the route for you. Sequential edging leads to a quintessential campus slap moving past the first bolt. Make a couple more slaps on bigger holds to reach the ledge, where easy slabbing (weaving L of the high overhang) leads to the top.

16. All Right Meow, 12a, *** Fun dynamic bouldering! Begin off the boulder, making big moves between big edges with gymnastic footwork. Over the lip, trivial slab climbing is split by a brief but engaging overhang. Anchor shared w/ #15.

17. Where the Wild Goose Goes, 12a, ** Stick clip the 2nd bolt for the dynamic crux start, which is fun but tragically short (and harder than it looks). Once on the ledge, follow the trivial slab to jugs over the bulge.

18. Butter Your Bread, 10b, *** Perhaps the best moderate on the right end of the slab, with fairly sustained climbing. A few incuts to help push out the mantel onto the big ledge gives this the easiest start of the quartet. The crux is clearing the high bulge on good fingerlocks, then there's a brief juggy boulder right below the chains. Anchor shared w/ #17.

19. Can't Make 'Em Speed, 10b, ** This one features an easier start to a harder (yet still juggy) bulge crank. Shares a bolt w/ #20 just below the upper overhang. A 10a-ish linkup starts on 19, and moves onto 20 at the shared bolt.

20. Try Hidin', 10c, ** The right-most route on the Super Slab. A harder start leads to an easier bulge crank. Shares a bolt w/ #19 just below the upper overhang. Anchor shared w/ #19.

